



**iMapInvasives**

*Sharing information for strategic management*

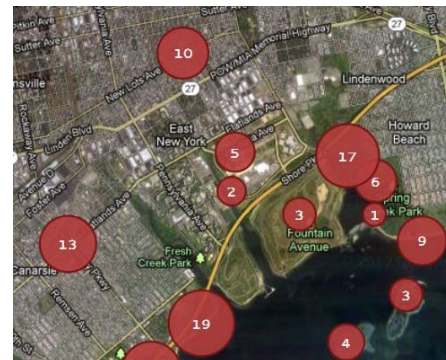
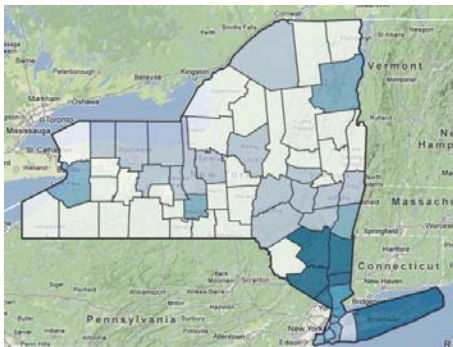


## Calling all birders: Report woodpecker damage due to Emerald Ash Borer

iMapInvasives is the NYS Invasive Species Database.

Become trained to report invasive species and the signs of emerald ash borer:

1. Request a Login at [www.NYimapinvasives.org](http://www.NYimapinvasives.org)
2. Take the online iMap Observation training
3. Tell us to add you to the "Woodpecker Project"
4. Look for signs of woodpecker damage on ash trees
  - see other page for descriptions
5. Take photos of the damage, bark, and crown
6. Log into iMap to submit your observation for expert review
  - Use the step-by-step data entry on your computer or smartphone



Questions? Contact:

[imapinvasives@nynhp.org](mailto:imapinvasives@nynhp.org)

[www.NYimapinvasives.org](http://www.NYimapinvasives.org)



New York  
Natural Heritage  
Program

Supported by the New York State Environmental Protection Fund  
through a contract with NYS Department of Environmental Conservation




Emerald Ash borer adult.  
David Cappaert, MSU, Bugwood.org



Emerald Ash borer larvae.  
David Cappaert, MSU, Bugwood.org

## What is the Emerald Ash Borer?

The Emerald Ash Borer (EAB) is a small green invasive beetle. EAB larvae live under the bark of ash trees and eat the transportive tissue inside the tree, cutting off the flow of water and nutrients and killing the tree.



Hairy woodpecker.  
Bugwood.org

## Woodpecker damage and EAB

Downy and Hairy Woodpeckers eat EAB larvae and leave distinctive marks on ash trees. Here are some tips to spot woodpecker damage due to EAB:



- Is the wood pecker damage on an ash tree?
- Are there **fresh patches of bark** that have been flaked off with a shallow hole in the middle?
- Are the woodpecks randomly dispersed or in large patches on the tree?

EAB woodpecker foraging  
Mark Whitmore, Cornell University

## Report sightings to iMapInvasives

If you see woodpecker damage on an ash tree, include these 3 photos in your report:

1. Close up of the woodpecker damage
2. Crown of the tree
3. Overview of the bark/trunk (to help with tree ID)



For more information on EAB and ash tree identification, go to:  
[www.NYIS.info](http://www.NYIS.info)